

LCD function

The LCD module is used for field adjustment to fine tune all the parameter settings before measuring pressure and temperature. The internal and external buttons can be utilized in safe or hazardous areas.

Product with LCD



The LCD is wired directly into the terminals, which can be viewed through the lens

Opening in safe area



Internal LCD buttons function in safe areas, open the cover, use the internal buttons for programming and operation

Button operation hazardous area

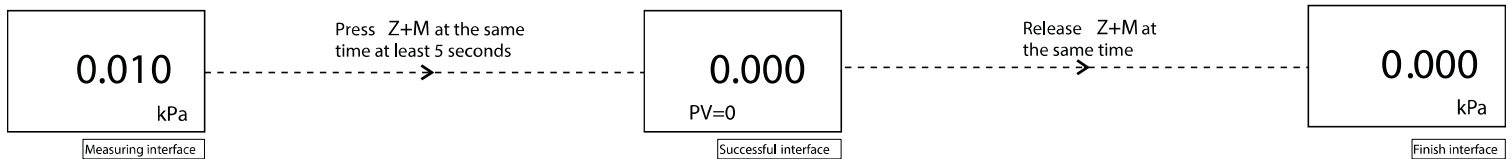


External button operation in dangerous area, slide open the nameplate, use the external buttons for programming and operation

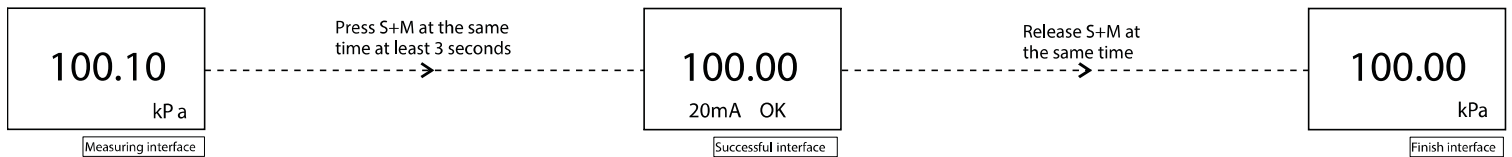
LCD Operation

For example, factory setting parameters; pressure range -10~100kPa, display unit kPa, operate in the atmosphere.

Set PV=0

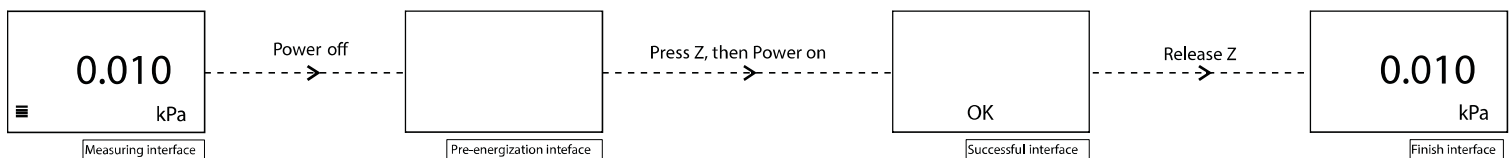


Full range adjustment

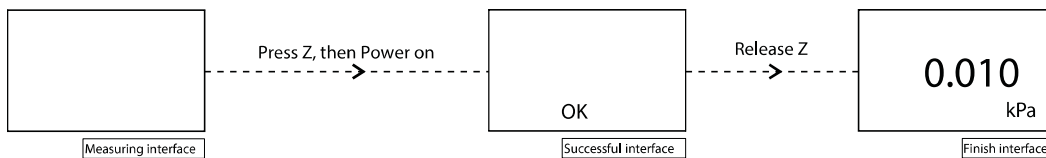


Factory reset

Option 1:



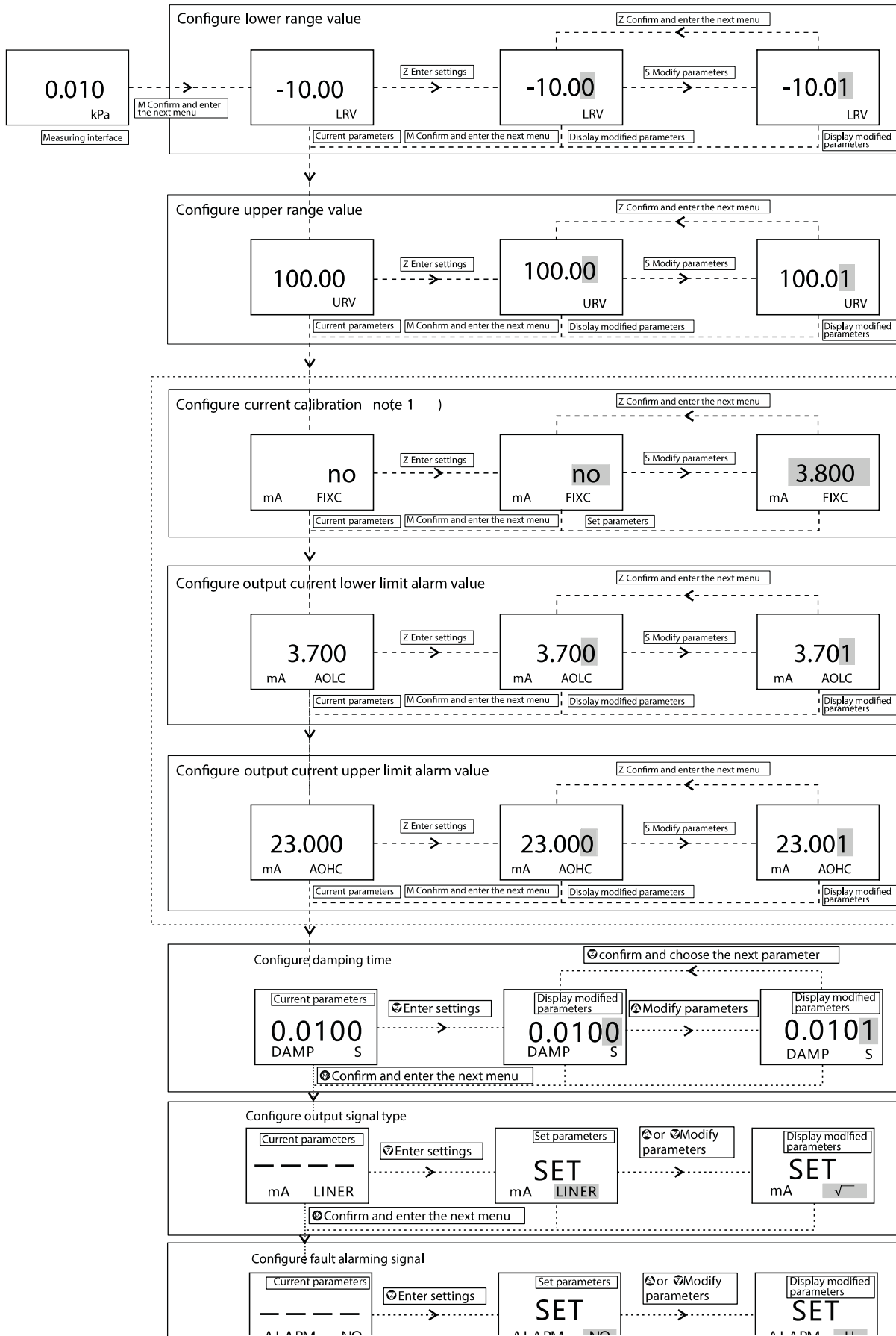
Option 2:



Temperature sensor unit switching:



Detailed Operating Instructions



Parameter table

Lower range value

-19999-99999

Upper range value

-19999-99999

Calibration current

no (none)
3.800mA
4.000mA
8.000mA
12.000mA
16.000mA
20.000mA
23.000mA

Lower range alarm value

3.500-3.800mA

Damping time

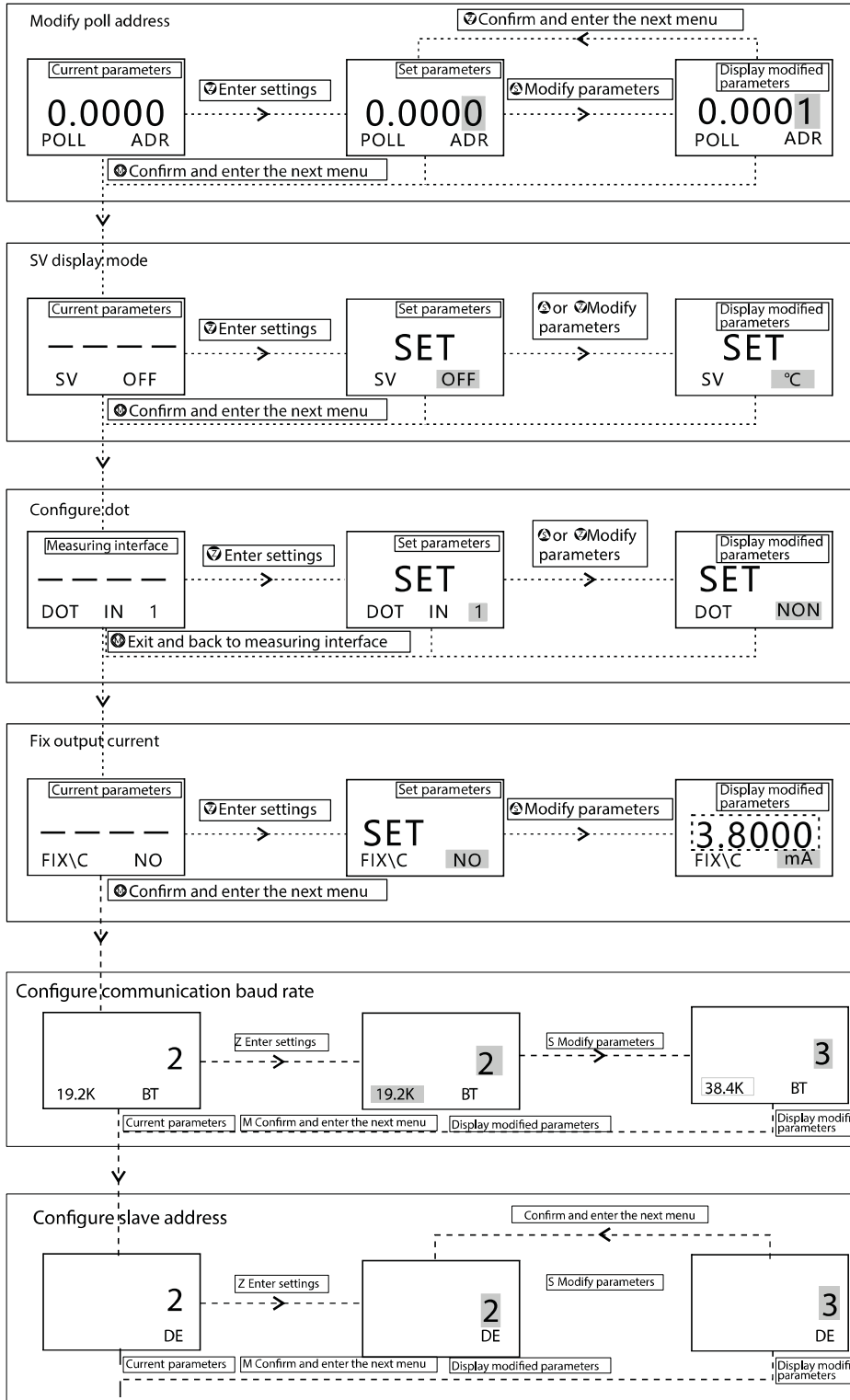
0-100S

Output signal type

LINER	Square root
LINER	Linearity

Fault alarm signal

No	Saturation output to 20.8mA or 3.8mA
H	20.8mA
L	3.8mA



Optional address 0-15
 0: Broadcast address
 1-15: Non-broadcast address
 (fixed analog output to 4mA)

Display mode

OFF	None
°C	Celsius
°F	Fahrenheit
K	Kelvin

Dot options

NON	No decimals
1	Max one decimals
2	Max two decimals
3	Max three decimals

Loop current output

NO	Not fixed
3.8000	Fixed to 3.8mA
4.0000	Fixed to 4mA
8.0000	Fixed to 8mA
12.0000	Fixed to 12mA
16.0000	Fixed to 16mA
20.0000	Fixed to 20mA
20.8000	Fixed to 20.8mA

Upper range alarm value

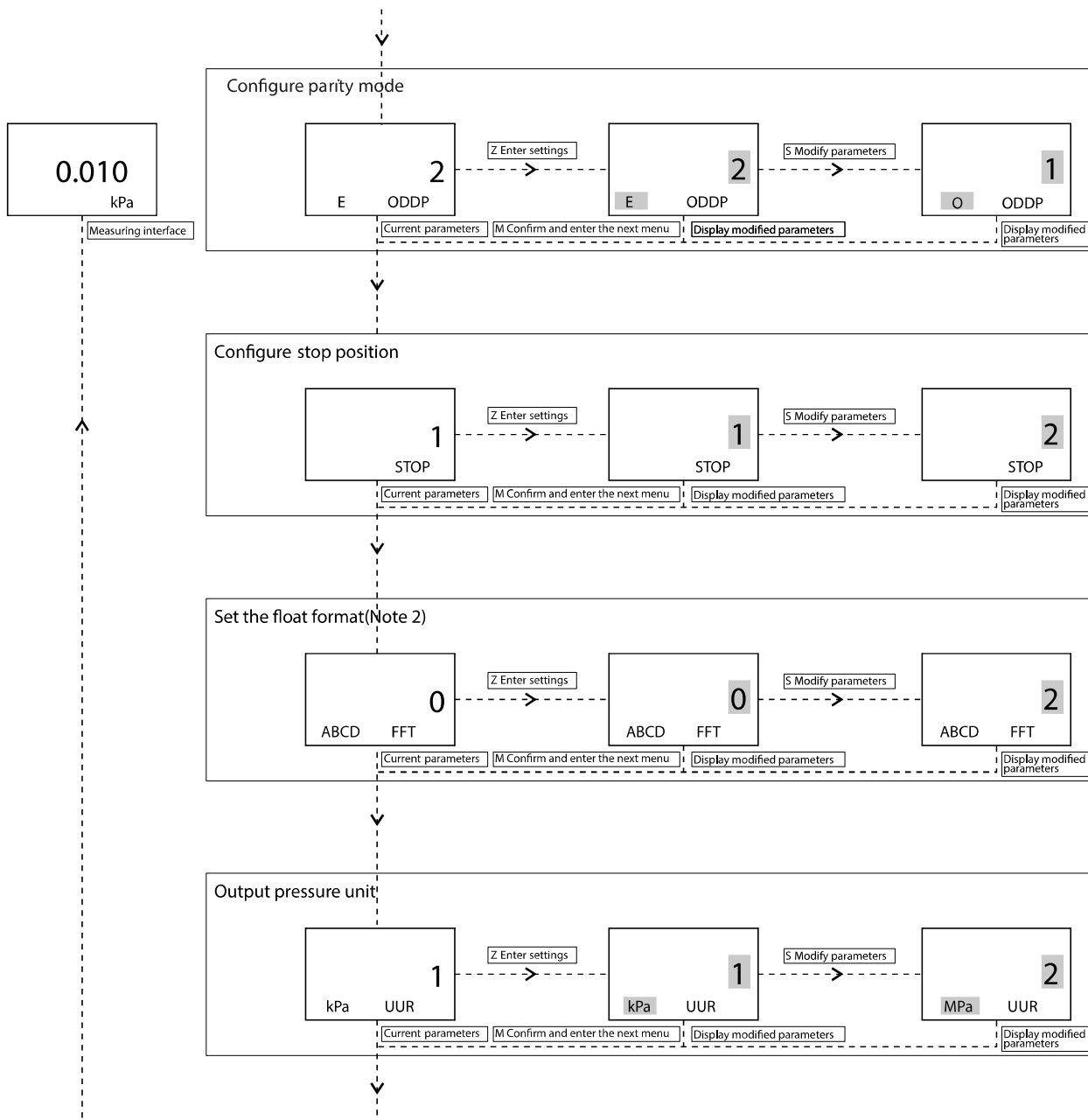
20.800-24.000mA

Communication baud rate

0	4.8K
1	9.6K
2	19.2K
3	38.4K
4	57.6K
5	115.2K

Slave address

1~247



Parameters table

Configure parity mode

0	N	No
1	O	ODD Parity
2	E	Even parity

Stop position

1	1	Stop position
2	2	Stop position

Float format

0	ABCD
1	CDAB
2	BADC
3	DCBA

Pressure unit

Value	Unit
0	None
1	kPa
2	Mpa
3	Pa
4	bar
5	mbar
6	psi
7	mH2O@4C
8	mmH2O@4C
9	cmH2O@4C
10	inH2O@4C
11	ftH2O@4C
12	cmHg@0C
13	mmHg@0C
14	inHg@0C
15	kg/cm2
16	g/cm2
17	Torr
18	Atm
19	m
20	mm
21	osi
22	psf

Attention! Products without 4-20mA output, FIXC, AOLC, AOHC do not display.

Note 1: FIXC is to control fixed current output of products, to check whether output circuit of product current is normal. Modify fixed current value by pressing S key and confirm with Z key.

Note 2: The float format parameter is used for the device output pressure/temperature float data format, the factory default ABCD.